



















How to say the Phase 5 sounds


If the child cannot make accurate speech sounds, accept the sounds they make.

Grapheme and phoneme	Picture	Pronunciation phrase	Grapheme and phoneme	Picture	Pronunciation phrase
ay /ai/	 crayons	Open your mouth wide and say ai	ir /ur/	 bird	Open your mouth in a relaxed way, push your tongue down and say ur
ou /ow/	 cloud	Open your mouth wide then move your lips together as you say ow	ie /igh/	 pie	Open your mouth in a relaxed way and say igh
oy /oi/	 toy	Make an 'o' with your mouth, then move your lips out as you say oi	ue /oo/	 blue	Pucker your lips and keep them small as you say oo
ea /ee/	 beach	Smile with your lips apart and say ee	ue /yoo/	 statue	Pucker your lips and keep them small as you say yoo






Grapheme and phoneme	Picture	Pronunciation phrase	Grapheme and phoneme	Picture	Pronunciation phrase
u /yoo/	 unicorn	Pucker your lips and keep them small as you say yoo	e /eel/	 lemur	Smile with your lips apart and say ee
o /oa/	 robot	Make an 'o' with your mouth and say oa	ow /oa/	 rainbow	Make an 'o' with your mouth and say oa
i /igh/	 spider	Open your mouth in a relaxed way and say igh	a-e /ai/	 cake	Open your mouth wide and say ai
a /ai/	 apron	Open your mouth wide and say ai	i-e /igh/	 bike	Open your mouth in a relaxed way and say igh

Grapheme and phoneme	Picture	Pronunciation phrase	Grapheme and phoneme	Picture	Pronunciation phrase
o-e /oa/	 fishbone	Make an 'o' with your mouth and say oa	ie /eel/	 shield	Smile with your lips apart and say ee
u-e /yoo/	 tubes	Pucker your lips and keep them small as you say yoo	aw /or/	 paws	Make an 'o' with your mouth, push your tongue down and say or
e-e /eel/	 athlete	Smile with your lips apart and say ee	ea /el/	 bread	Open your mouth wide and say e
ew /oo/	 jewels	Pucker your lips and keep them small as you say oo	y /eel/	 jelly	Smile with your lips apart and say ee

Grapheme and phoneme	Picture	Pronunciation phrase	Grapheme and phoneme	Picture	Pronunciation phrase
wh /w/	 wheel	Pucker your lips and keep them small as you say w	c /s/	 mice	Show your teeth and let the s hiss out
y /igh/	 butterfly	Open your mouth in a relaxed way and say igh	ph /f/	 elephant	Open your lips a little; put your teeth on your bottom lip and push the air out to make the sound f
g /j/	 giant	Pucker your lips and show your teeth; use your tongue as you say j	are /air/	 square	Open your mouth wide, push your tongue down and say air
dge /j/	 bridge	Pucker your lips and show your teeth; use your tongue as you say j	se /z/	 cheese	Show me your teeth and buzz the z sound zzzzz

Grapheme and phoneme	Picture	Pronunciation phrase	Grapheme and phoneme	Picture	Pronunciation phrase
le /l/	 apple	Open your mouth a little; put your tongue up to the top of your mouth, behind your teeth, and press lllll	a /or/	 ball	Make an 'o' with your mouth, push your tongue down and say or
ve /v/	 leaves	Put your teeth against your bottom lip and make a buzzing sound vvvvv	ti /sh/	 station	Show me your teeth and push the air out shshshshshsh
o /u/	 gloves	Open your mouth wide and say u	ci /sh/	 magician	Show me your teeth and push the air out shshshshshsh
a /o/	 watch	Make your mouth into a round shape and say o	ore /or/	 snore	Make an 'o' with your mouth, push your tongue down and say or

SEND core graphemes with more than one sound

a	 astronaut	 apron	ea	 beach	 bread
e	 elephant	 lemur	ie	 pie	 shield
i	 iguana	 spider	y	 yo-yo	 jelly
o	 octopus	 robot	c	 cat	 mice
u	 umbrella	 unicorn	g	 goat	 giant
ow	 owl	 rainbow			

This chart includes the two most common sounds for each grapheme only. For 'a' the children also learn /or/ ball and /o/ watch; for 'o' they also learn /u/ 'gloves'.